



MAGAZINE

LIVE

WORK

PLAY

DINE

EVENTS

BLOG

< Previous    Next >

## Dressing for the Holidays

By: Karly Kehres

When you think about the holidays, you probably dream of baking cookies, wrapping presents and snuggling by the fireplace with a mug of hot cocoa. But when you aren’t bundled up in your pajamas watching “It’s a Wonderful Life” or “Home Alone,” you’ll be out strutting through shopping malls and bopping from one holiday soiree to the next, where a pair of sweat pants and an oversized flannel button-down simply won’t do.

The holidays offer you not only a bolder, flashier array of fabric, style and accessory trends, but also a schedule full of occasions for which to experiment with them.

“I don’t think you can overdress during the holidays,” said Mica Perry, co-owner of Mica & Molly’s Boutique in Downtown Melbourne. “The key to holiday dressing is accessorizing,” Mica said. She offers a few of her top tips to adorn yourself as expertly as you do your holiday tree.

**Red and Green aren’t the only colors on the holiday palette.** From pewter and gold to rhinestones and sequins, this season, anything that sparkles replaces its excessive extravagance with a festive holiday flare. “I think it’s the easiest time of year to get away with wearing it,” Mica said. “And you can dress something up without investing in a bright gold outfit.” How?

**Transform your year-round items** like traditional navy blue or gold long, straight-leg trousers or a little black dress. “They’re comfortable, but more special,” Mica said. “Things you would normally wear, but more elevated.” Add the holiday sparkle through embellishments, sequin details or gold finish or with accessories like bangle bracelets, clutches and large earrings.

**This season’s must-have accessory:** A Thin gold belt. This piece adds a pop to any outfit and is a key to transition a simple dress from professional in the workplace to fun out on the town. Pair it with stilettos or wedges, and ditch the purse for a fashionable clutch to complete the look. Another way to jump from day to night this holiday season is through outerwear.

**Cover up with a cardigan during the day; break out the blazer at night.** Whether it’s a nice cotton cardigan or a classic silk or stretch blazer, these thin coats are perfect to weather the mild Florida winters. If you’re still a little chilly, they are perfect for layering and are thin enough to fit under a heavier winter coat. Florida’s climate requires residents to make their own rules when it comes to fashion. Like lighter coats, a variety of trends are unique to Florida due to its warmer-than-most climate year round.

**Light-fabric scarves** are enough to provide sufficient warmth while adding a stylish touch to an everyday outfit. Silk and cashmere are some favorite Florida scarf fabrics.

Items listed are available at Mica and Molly’s, Downtown Melbourne. Dress, shirt and shoes are the models.

1. Jewel tones like the blue in these earrings can take a look from day to night.



Blinds Of All Kinds Inc.  
3450 US Highway 1, Rockledge, FL



SUBSCRIBE TO OUR MAGAZINE

Sign up to receive our monthly publication!

SUBSCRIBE TODAY

SIGN UP FOR OUR E-NEWSLETTER!

Email:

GO

Privacy by SafeSubscribe<sup>SM</sup>

For Email Marketing you can trust



2. Lilly Pulitzer’s “my beau” belt. Jeweled black and gold bangle bracelets.



3. Transform year-round items like a cardigan with metallic accessories. Trina Turk cardigan with Lilly Pulitzer gold skinny belt.

4. Lilly Pulitzer murfee scarf in “hearts a flutter” and Leighton blazer in true navy.











Related Posts:

- [Style Guide: Business Sleek to After Hours Chic](#)
- [Style: Wonderful Winter Fashion](#)
- [The Best Holiday Cookbooks](#)
- [2016 Cover Model: Nautical By Nature](#)
- [Making Your Table Sparkle | Decorating Ideas for the...](#)
- [December 2015](#)

Shopping | 0 Comments

Share This Story, Choose Your Platform!



Leave A Comment